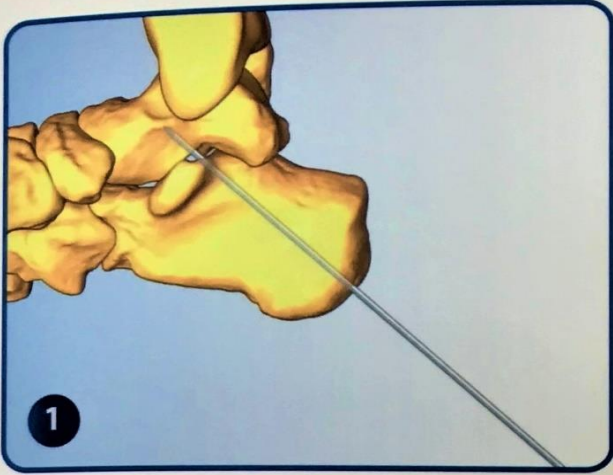


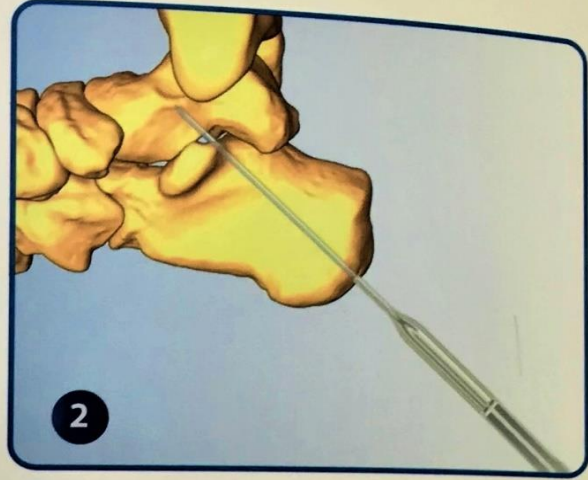
**LARGE
CANNULATED SCREWS**

Surgical technique

Simplified surgical technique using a sub-calcaneal arthrodesis as an example.



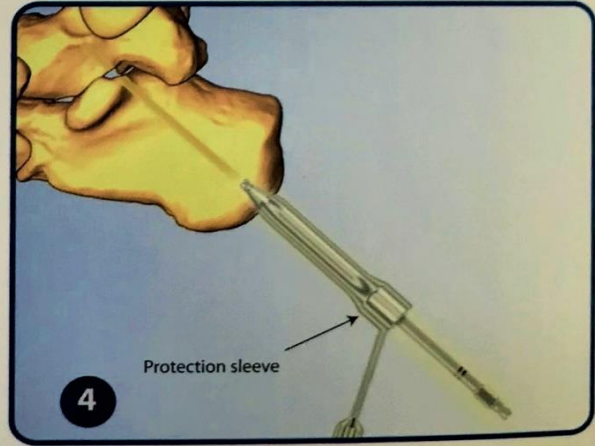
Insertion of the guide wire which gives the direction of the cannulated drill.



Measure the depth using the k-wire gauge, choose the length of screw required.



After choosing the length and diameter of the screw, drill using the cannulated drill in a power tool eventually using the protection sleeve to protect the soft tissues.

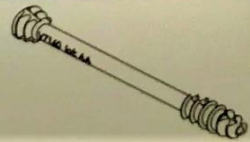


Following the diameter previously chosen, countersink. Keep the protection sleeve while countersinking.



Screwing. Follow the same technique for a second screw.

Post-op X-ray



APPLICATIONS

These cannulated screws can be used in any situation appropriate to its size. It can be inserted directly, over a guide wire or as a return screw.

